



## ASSEMBLY INSTRUCTIONS

0463-595-7053; 0463-595-7054

**STIHL**

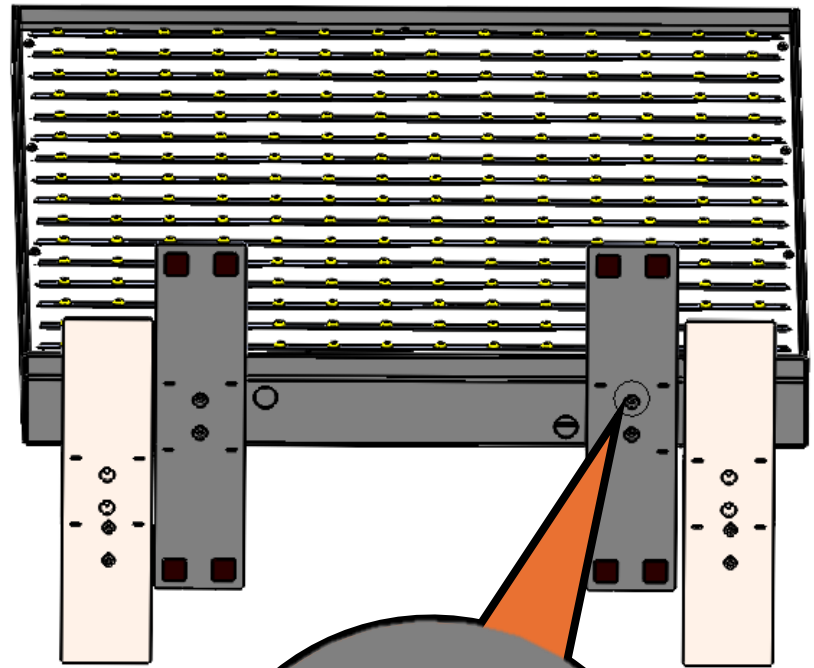
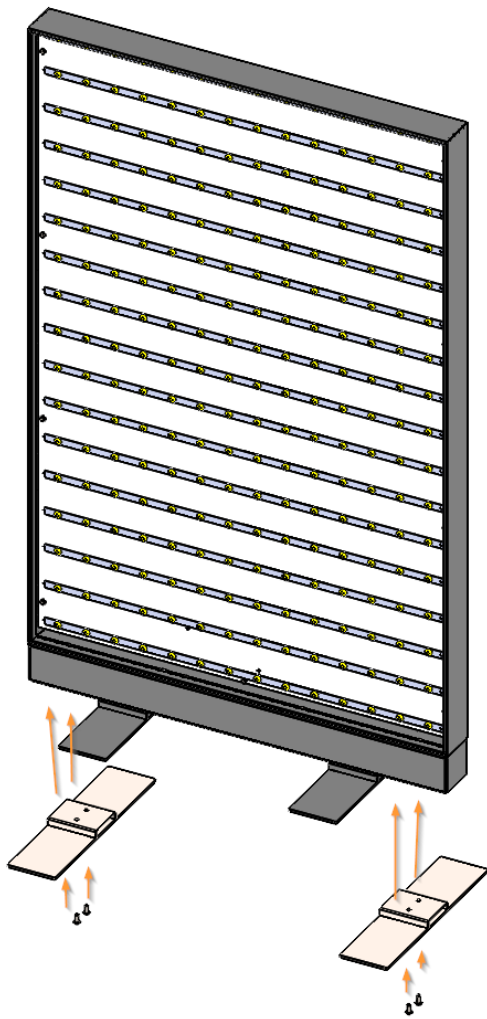


2 boxes plus loose-packed parts, total weight 50 kg

# ASSEMBLY INSTRUCTIONS

0463-595-7053; 0463-595-7054

**STIHL**



Screws M6x16 ISO 7380-2  
The screws are included in the  
delivery.

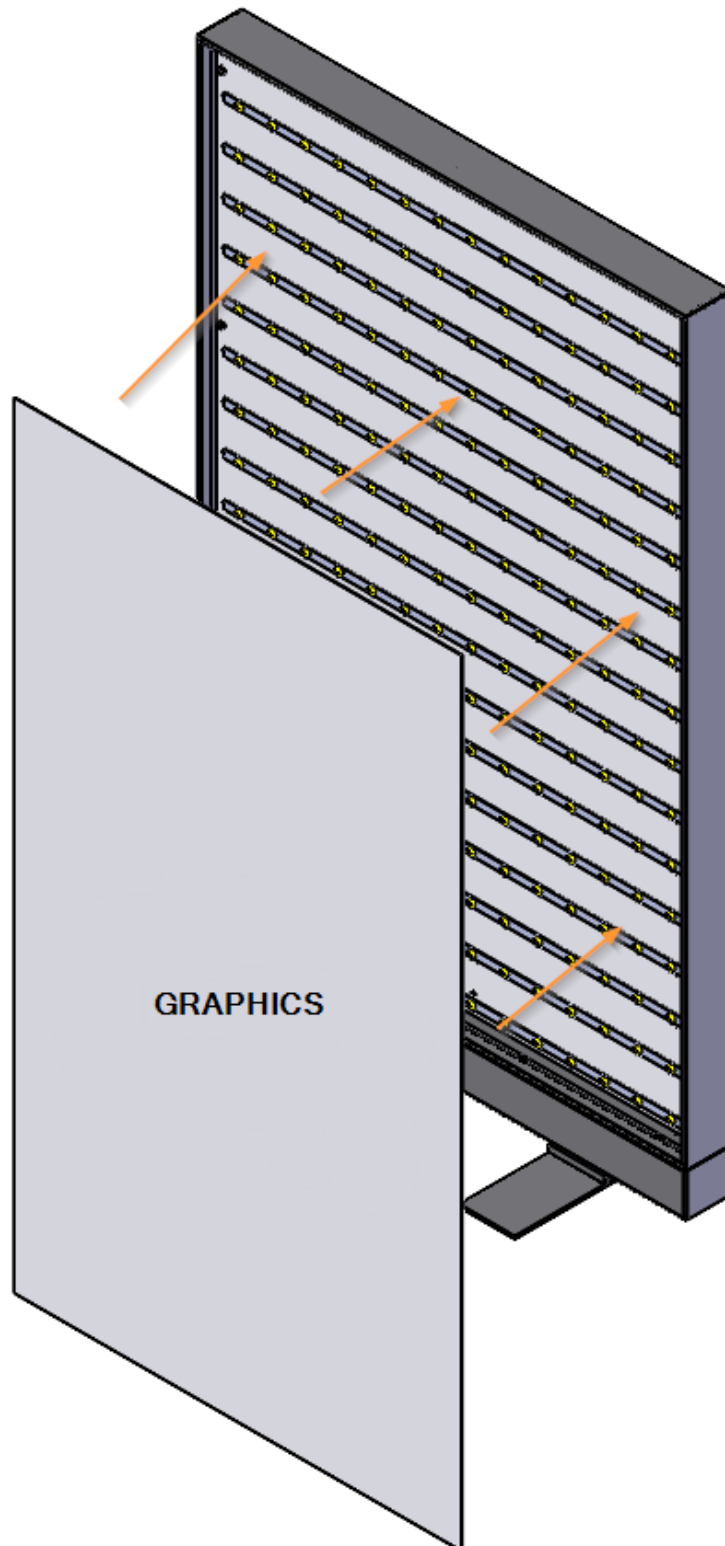
There are two ways to position the legs.

Method 1: Grey legs (closer together) are used when the stands are placed next to pallet 0463-595-7047.

Method 2: White legs (further apart) are used when the stands are placed in open space.



Place the graphic canvas on both stands



## ASSEMBLY INSTRUCTIONS

0463-595-7053; 0463-595-7054

**STIHL**



**We make successful stores.**

**umdasch Story Design s.r.o.,**

---

umdasch Story Design a.s. Moravská 949, 57001 Litomyšl, Czechia

[www.umdasch.com](http://www.umdasch.com) | [A company of Umdasch Group](#)

